

EMBEDDED EIGENVALUES FOR THE NEUMANN-POINCARÉ OPERATOR

WEI LI AND STEPHEN P. SHIPMAN

Communicated by Johannes Tausch

ABSTRACT. The Neumann-Poincaré operator is a boundary-integral operator associated with harmonic layer potentials. This article proves the existence of eigenvalues within the essential spectrum for the Neumann-Poincaré operator for certain Lipschitz curves in the plane with reflectional symmetry, when considered in the functional space in which it is self-adjoint. The proof combines the compactness of the Neumann-Poincaré operator for curves of class $C^{2,\alpha}$ with the essential spectrum generated by a corner. Eigenvalues corresponding to even (odd) eigenfunctions are proved to lie within the essential spectrum of the odd (even) component of the operator when a $C^{2,\alpha}$ curve is perturbed by inserting a small corner.

1. Introduction and basics of the Neumann-Poincaré operator. The Neumann-Poincaré operator \mathcal{K}_Γ and its formal adjoint \mathcal{K}_Γ^* are boundary-integral operators associated with the double-layer harmonic potential and the normal derivative of the single-layer harmonic potential for the boundary Γ of a bounded domain in \mathbb{R}^n . When Γ is of class C^2 , these operators are compact, and thus their spectra consist only of eigenvalues converging to zero (and zero itself). For domains with Lipschitz boundary, they have essential spectrum, which depends critically on the function spaces in which they act. This work proves the existence of eigenvalues within the essential spectrum of \mathcal{K}_Γ^* for certain Lipschitz curves Γ in \mathbb{R}^2 in the Sobolev distribution space $H^{-1/2}(\Gamma)$, in which \mathcal{K}_Γ^* is self-adjoint (Theorem 8). The theorem implies eigenvalues within the essential spectrum for \mathcal{K}_Γ in $H^{1/2}(\Gamma)$, which has exactly the same spectrum as \mathcal{K}_Γ^* in $H^{-1/2}(\Gamma)$.

2010 AMS *Mathematics subject classification.* 31A10, 45A05, 45C05, 45E05, 45P05.

Keywords and phrases. Neumann-Poincaré operator; embedded eigenvalue; Lipschitz curve; integral operator; spectrum; potential theory.

Received by the editors on June 5, 2018, and in revised form on January 2, 2019.

In \mathbb{R}^2 , if Γ is the boundary of a simply connected bounded domain, the Neumann-Poincaré operator applied to a function $\phi: \Gamma \rightarrow \mathbb{C}$ is

$$(1.1) \quad \mathcal{K}_\Gamma[\phi](x) = -\frac{1}{2\pi} \int_\Gamma \phi(y) \frac{x-y}{|x-y|^2} \cdot n_y ds(y),$$

in which x and y are on Γ , n_y is the outward-directed normal vector to Γ at $y \in \Gamma$, and $ds(y)$ is the arclength measure on Γ . The adjoint of \mathcal{K}_Γ in $L^2(\Gamma)$, which we called the formal adjoint \mathcal{K}_Γ^* above, is

$$(1.2) \quad \mathcal{K}_\Gamma^*[\phi](x) = \frac{1}{2\pi} \int_\Gamma \phi(y) \frac{x-y}{|x-y|^2} \cdot n_x ds(y).$$

These operators are defined as legitimate integrals when Γ and ϕ are smooth enough, and they are extended to different normed distributional spaces by continuity.

The eigenvalues of \mathcal{K}_Γ^* in $L^2(\Gamma)$ are real. This is because \mathcal{K}_Γ^* is symmetric with respect to the inner product associated with a weaker norm defined through the boundary-integral operator \mathcal{S}_Γ for the single-layer potential,

$$(1.3) \quad \mathcal{S}_\Gamma[\phi](x) = -\frac{1}{2\pi} \int_\Gamma \log(\beta|x-y|) \phi(y) ds(y).$$

For appropriately chosen $\beta > 0$, this operator on $L^2(\Gamma)$ is strictly positive [12, Lemma 2.1] and not surjective since it is bounded and invertible from $H^{-1/2}(\Gamma)$ to $H^{1/2}(\Gamma)$ [6, 15]. The Plemelj symmetrization principle

$$(1.4) \quad \mathcal{K}_\Gamma \mathcal{S}_\Gamma = \mathcal{S}_\Gamma \mathcal{K}_\Gamma^*$$

in $L^2(\Gamma)$ implies the symmetry of \mathcal{K}_Γ^* with respect to the inner product $\langle f, g \rangle_{\mathcal{S}_\Gamma} := (\mathcal{S}_\Gamma f, g)_{L^2(\Gamma)}$,

$$(1.5) \quad \langle \mathcal{K}_\Gamma^* f, g \rangle_{\mathcal{S}_\Gamma} = \langle f, \mathcal{K}_\Gamma^* g \rangle_{\mathcal{S}_\Gamma}.$$

Perfekt and Putinar [15] show that this theory persists even for Lipschitz curves Γ . By completing the vector space $L^2(\Gamma)$ with respect to the \mathcal{S} norm

$$(1.6) \quad \|f\|_{\mathcal{S}_\Gamma}^2 = \langle \mathcal{S}_\Gamma f, f \rangle_{L^2(\Gamma)},$$

\mathcal{K}_Γ^* is extended by continuity to a self-adjoint operator. This completion space coincides with the Sobolev space $H^{-1/2}(\Gamma)$ of distributions [15, Lemma 3.2], which is sometimes referred to as the “energy space” for \mathcal{K}_Γ^* .

In this article, $H^{-1/2}(\Gamma)$ will always refer to the Hilbert space with the \mathcal{S} inner product $\langle f, g \rangle_{\mathcal{S}_\Gamma}$.

The operator norm of \mathcal{K}_Γ^* , as a self-adjoint operator in $H^{-1/2}(\Gamma)$, is equal to $1/2$, and the spectrum is contained in the half-open interval $(-1/2, 1/2]$, with $1/2$ being an eigenvalue. The eigenspace is spanned by the density for a single-layer potential that is constant in the interior domain of Γ [11].

The analogous space in which \mathcal{K}_Γ is self-adjoint is $H^{1/2}(\Gamma) \subset L^2(\Gamma)$ with respect to the norm $(\mathcal{S}_\Gamma^{-1}f, g)_{L^2(\Gamma)}$. Therefore, any eigenfunction of \mathcal{K}_Γ corresponding to a non-real eigenvalue λ cannot lie in $H^{1/2}(\Gamma)$. When Γ is a curvilinear polygon, \mathcal{K}_Γ does admit non-real eigenvalues with eigenfunctions in $L^2(\Gamma)$. Mitrea [14] proved that these eigenvalues fill the interior domains of bowtie-shaped curves in the complex plane that are symmetric about the real line, one for each corner. The curves themselves consist of essential spectrum. The operator \mathcal{K}_Γ^* , on the other hand, being self-adjoint in $H^{-1/2}(\Gamma)$ with respect to the inner product $\langle f, g \rangle_{\mathcal{S}_\Gamma}$, cannot have non-real eigenvalues with eigenfunctions in $L^2(\Gamma) \subset H^{-1/2}(\Gamma)$. This means that, for a non-real eigenvalue λ of \mathcal{K}_Γ , the operator $\mathcal{K}_\Gamma^* - \bar{\lambda}I$ acting on $L^2(\Gamma)$ is injective and has range that is not dense in $L^2(\Gamma)$; such $\bar{\lambda}$ is in the residual spectrum of \mathcal{K}_Γ^* as an operator on $L^2(\Gamma)$. Helsing and Perfekt [9] proved that, for a domain in \mathbb{R}^3 with a single conical point and continuous rotational symmetry, this spectrum consists of an infinite union of conjugate-symmetric domains in the complex plane corresponding to the Fourier components.

In $H^{-1/2}(\Gamma)$, where \mathcal{K}_Γ^* is self-adjoint, the essential spectrum of \mathcal{K}_Γ^* for a curvilinear polygon consists of an interval in the real line that is symmetric about 0 [2, 15, 16]. Each corner of Γ contributes an interval $[-b, b]$ to the essential spectrum, and b varies monotonically between 0 and $1/2$ as the corner becomes sharper, as described in Section 3. When the corner is outward-pointing and Γ has reflectional symmetry about a line L with the tip of the corner on L , the interval $[-b, 0]$ is the essential spectrum for the odd component of \mathcal{K}_Γ^* and $[0, b]$ is the essential spectrum for the even component [10]. When the corner is inward-pointing, this correspondence is switched. This separation of even and odd essential spectrum is critical in our proof of eigenvalues within the essential spectrum.

In his 1916 dissertation [2], Torsten Carleman considered eigenfunc-

tions of the operator \mathcal{K}_Γ^* that are orthonormal with respect to the \mathcal{S} inner product (p. 157–178 and equation (194)), as well as generalized eigenfunctions for a curve with corners. At the end of the work (p. 193), he writes a spectral representation for \mathcal{K}_Γ^*g in terms of a sum over eigenfunctions plus an integral over generalized eigenfunctions, for functions g that have finite \mathcal{S} norm. The validity of this analysis for \mathcal{K}_Γ^* in the space $H^{-1/2}(\Gamma)$ would establish the absolute continuity of the essential spectrum associated with the generalized eigenfunctions, which causes the eigenvalues of our Theorem 8 to be embedded in the continuous spectrum. It is strongly believed, if not generally accepted, that the essential spectrum and the absolutely continuous spectrum coincide.

There is numerical evidence of embedded eigenvalues for the Neumann-Poincaré operator. Helsing, Kang, and Lim [8] numerically implement a rate-of-resonance criterion and illustrate two eigenvalues within the continuum for an ellipse with an attached corner. We will revisit this example in discussion point (5) of Section 5. For a rotationally symmetric domain in \mathbb{R}^3 with a conical point mentioned above [9, §7.3.3, Figure 8], eigenvalues for certain Fourier components of the Neumann-Poincaré operator are computed, and these lie within the essential spectrum of other Fourier components.

Our strategy for proving eigenvalues in the essential spectrum goes as follows. Start with a curve Γ_0 that is of class $C^{2,\alpha}$ and that is reflectionally symmetric about a line L . Let λ be an eigenvalue of $\mathcal{K}_{\Gamma_0}^*$ that is, say, positive with eigenfunction that is, say, odd with respect to L . Then construct a symmetric perturbation Γ of Γ_0 such that (1) \mathcal{K}_Γ^* has a positive eigenvalue near λ with odd eigenfunction and (2) the even component of \mathcal{K}_Γ^* has essential spectrum that overlaps this eigenvalue. To accomplish the second requirement, Γ is constructed by replacing a small segment of Γ_0 with a corner that connects smoothly to the rest of Γ_0 , with the tip of the corner lying on L and whose angle is such that $\lambda \in (0, b)$. To accomplish the first requirement, the replaced segment needs to be sufficiently small. The analysis of requirement (1) is remarkably subtle, and our proof relies on the deep fact that all eigenfunctions of $\mathcal{K}_{\Gamma_0}^*$ as an operator in $H^{-1/2}(\Gamma_0)$ are actually in $L^2(\Gamma_0)$.

Perturbative spectral analysis of \mathcal{K}_Γ^* in $H^{-1/2}(\Gamma)$ relies on the self-adjointness of the operators \mathcal{K}_Γ^* in the \mathcal{S} inner product. But the positive-definiteness of this inner product requires an appropriate choice of the

constant β in (1.3), and this depends on the domain Γ . As Γ varies over a family of Lipschitz perturbations of a smooth curve, it must be guaranteed that \mathcal{S} remain positive for all perturbations. Instead of controlling the number β , this inconvenience can be dealt with by restricting to the \mathcal{K}_Γ^* -invariant subspace $H_0^{-1/2}(\Gamma)$, on which $\langle \cdot, \cdot \rangle_{\mathcal{S}}$ remains positive. The space $H_0^{-1/2}(\Gamma)$ consists of all distributions $\psi \in H^{-1/2}(\Gamma)$ such that $\langle \psi, 1 \rangle = 0$ in the $H^{-1/2}$ - $H^{1/2}$ pairing. The \mathcal{S} -orthogonal complement of $H_0^{-1/2}(\Gamma)$ in $H^{-1/2}(\Gamma)$ is spanned by the eigenfunction of \mathcal{K}_Γ^* corresponding to eigenvalue $1/2$ span $H^{-1/2}(\Gamma)$. Some interesting aspects of the definiteness of the single-layer potential in two dimensions are investigated in [19].

2. Approximate eigenfunction on a perturbed curve. This section accomplishes the first step, which is to construct an approximate eigenfunction $\tilde{\phi}$ of \mathcal{K}_Γ^* for a Lipschitz perturbation Γ of a $C^{2,\alpha}$ curve Γ_0 . The strategy is as follows. Start with a curve Γ_0 of class $C^{2,\alpha}$ and an eigenfunction ϕ of $\mathcal{K}_{\Gamma_0}^*$ as an operator in $H^{-1/2}(\Gamma_0)$, that is, $\mathcal{K}_{\Gamma_0}^* \phi = \lambda \phi$. Then construct a Lipschitz perturbation Γ of Γ_0 by replacing a segment of Γ_0 by a curve with a corner so that the restriction $\tilde{\phi}$ of ϕ to the rest of the curve—which is common to both Γ_0 and Γ —is nearly an eigenfunction of \mathcal{K}_Γ^* in the sense that $\|(\mathcal{K}_\Gamma^* - \lambda)\tilde{\phi}\|_{\mathcal{S}_\Gamma} \leq \epsilon \|\tilde{\phi}\|_{\mathcal{S}_\Gamma}$. This is the essence of the proof of Lemma 5, which concludes that the resolvent $(\mathcal{K}_\Gamma^* - \lambda)^{-1}$ can be made as large as desired by taking a fine enough perturbation Γ .

Our proof of Lemma 5 relies on the fact that any eigenfunction of $\mathcal{K}_{\Gamma_0}^* : H^{-1/2}(\Gamma_0) \rightarrow H^{-1/2}(\Gamma_0)$ actually lies in $L^2(\Gamma_0)$. This was observed by Khavinson, Putinar, and Shapiro [12, 17], in which a theory of M. Krein [13] on operators in the presence of two norms was brought to bear on the Neumann-Poincaré operator. Lemma 1 is essentially Theorem 3 of [13]. We include a proof here.

Lemma 1. *Let Γ_0 be a simple closed curve of class C^2 in \mathbb{R}^2 . If $\phi \in H^{-1/2}(\Gamma_0)$ satisfies $\mathcal{K}_{\Gamma_0}^* \phi = \lambda \phi$ for a nonzero real number λ , then $\phi \in L^2(\Gamma_0)$.*

Proof. Let β in the kernel of \mathcal{S}_{Γ_0} (1.3) be chosen such that $\langle \cdot, \cdot \rangle_{\mathcal{S}_{\Gamma_0}}$ is positive definite on $H^{-1/2}(\Gamma_0)$. Let λ be a nonzero real number.

Let N denote the nullspace of $\mathcal{K}_{\Gamma_0}^* - \lambda I$ in $L^2(\Gamma_0)$, and let V denote its complement with respect to the inner product induced by the single-layer operator \mathcal{S}_{Γ_0} ,

$$(2.7) \quad N := \{f \in L^2(\Gamma_0) : (\mathcal{K}_{\Gamma_0}^* - \lambda I)f = 0\},$$

$$(2.8) \quad V := \{f \in L^2(\Gamma_0) : \langle f, g \rangle_{\mathcal{S}_{\Gamma_0}} = 0 \forall g \in N\}.$$

The space V is closed in $L^2(\Gamma_0)$, and $L^2(\Gamma_0) = N + V$ as an algebraic direct sum. The operator $\mathcal{K}_{\Gamma_0}^* - \lambda I$ is invariant on V because of the symmetry of $\mathcal{K}_{\Gamma_0}^*$ with respect to $\langle \cdot, \cdot \rangle_{\mathcal{S}_{\Gamma_0}}$. Its restriction to V is injective and $\mathcal{K}_{\Gamma_0}^*$ restricted to V is compact in the $L^2(\Gamma_0)$ norm because $\mathcal{K}_{\Gamma_0}^*$ is compact in $L^2(\Gamma_0)$ [6, 15]. This implies that $\mathcal{K}_{\Gamma_0}^* - \lambda I$ is surjective on V , using the fact that the Fredholm index of $\mathcal{K}_{\Gamma_0}^* - \lambda I$ on V is zero. Therefore $(\mathcal{K}_{\Gamma_0}^* - \lambda I)^{-1} : V \rightarrow V$ exists as a bounded operator in the $L^2(\Gamma_0)$ norm with $(\mathcal{K}_{\Gamma_0}^* - \lambda I)^{-1}(\mathcal{K}_{\Gamma_0}^* - \lambda I)$ being the identity operator on V .

The symmetry of $\mathcal{K}_{\Gamma_0}^*$ with respect to $\langle \cdot, \cdot \rangle_{\mathcal{S}_{\Gamma_0}}$ implies that $(\mathcal{K}_{\Gamma_0}^* - \lambda I)^{-1}$ is also symmetric with respect to this inner product. The key step of the proof is now an application of Theorem 1 in [13]. Since the \mathcal{S} norm is weaker than the L^2 norm, this symmetry implies that $(\mathcal{K}_{\Gamma_0}^* - \lambda I)$ and $(\mathcal{K}_{\Gamma_0}^* - \lambda I)^{-1}$ are bounded when considered as operators in V , viewed as an incomplete normed linear space with respect to $\|\cdot\|_{\mathcal{S}_{\Gamma_0}}$. Since $\|\cdot\|_{\mathcal{S}_{\Gamma_0}}$ is equivalent to the $H^{-1/2}(\Gamma_0)$ norm, $\mathcal{K}_{\Gamma_0}^* - \lambda I$ and $(\mathcal{K}_{\Gamma_0}^* - \lambda I)^{-1}$ extend uniquely to the completion \tilde{V} of V in $H^{-1/2}(\Gamma_0)$, and the composition $(\mathcal{K}_{\Gamma_0}^* - \lambda I)^{-1}(\mathcal{K}_{\Gamma_0}^* - \lambda I)|_V$ lifts to the identity operator on \tilde{V} [13, Theorem 2].

Since N is finite dimensional and $L^2(\Gamma_0) = N + V$, one has $H^{-1/2}(\Gamma_0) = N + \tilde{V}$. And since $\mathcal{K}_{\Gamma_0}^* - \lambda I$ is invertible on \tilde{V} and $(\mathcal{K}_{\Gamma_0}^* - \lambda I)[N] = \{0\}$, it follows that the nullspace of $\mathcal{K}_{\Gamma_0}^* - \lambda I$ in $H^{-1/2}(\Gamma_0)$ is equal to N ,

$$(2.9) \quad \{f \in H^{-1/2}(\Gamma_0) : (\mathcal{K}_{\Gamma_0}^* - \lambda I)f = 0\} = N.$$

This implies that every eigenfunction $\mathcal{K}_{\Gamma_0}^*$ that is in $H^{-1/2}(\Gamma_0)$ also lies in $L^2(\Gamma_0)$. □

If the curve Σ (which could be either Γ_0 or Γ) admits reflection symmetry about a line L , one has a decomposition

$$(2.10) \quad H^{-1/2}(\Sigma) = H^{-1/2,e}(\Sigma) \oplus H^{-1/2,o}(\Sigma)$$

into spaces of even and odd distributions with respect to L . This is an orthogonal direct sum with respect to the \mathcal{S} inner product. Since the operator \mathcal{K}_Σ^* commutes with reflection symmetry, this decomposition of $H^{-1/2}(\Sigma)$ induces a decomposition of \mathcal{K}_Σ^* onto the even and odd distribution spaces, on which it is invariant,

$$(2.11) \quad \mathcal{K}_\Sigma^* = \mathcal{K}_{\Sigma,e}^* \oplus \mathcal{K}_{\Sigma,o}^*.$$

The Lipschitz perturbations of Γ_0 and near-eigenfunctions constructed in this section have to be controlled in a careful way. We therefore make a precise definition of the type of perturbation we will use. It is by no means the most general. The specific geometry of the corner is not important but serves to simplify the proofs; indeed, the invariance of the essential spectrum under smooth perturbations of a Lipschitz curve that preserve the angles of the corners is proved in [15, Lemma 4.3]. The perturbed curves Γ constructed in Definition 2 have corners that are locally identical to a corner of a prototypical simple closed Lipschitz curve featuring a desired half exterior angle θ with $0 < \theta < \pi$. This curve is the boundary $\partial\Omega$ of a region Ω defined by two intersecting circles of the same radius, as illustrated in Figure 2. Explicit spectral analysis of these domains has been carried out by Kang, Lim, and Yu [10] and will be used in the analysis in Section 3.

Definition 2. Let Γ_0 be a simple closed curve of class $C^{2,\alpha}$ ($\alpha > 0$) in \mathbb{R}^2 . A *type T perturbation* of Γ_0 is a curve Γ that has one corner with half exterior angle given arbitrarily by $\theta : 0 < \theta < \pi$ and is otherwise of class $C^{2,\alpha}$, and that is equipped with the following structure.

(a) Let $x_0 \in \Gamma_0$ be a reference point, and let Γ_0 be parameterized by the unit interval $[0, 1]$ (using the notation $\Gamma_0(t)$ for $t \in [0, 1]$) with $\Gamma_0(0) = \Gamma_0(1) = x_0$.

(b) Let $\Delta = \{x : |x - x_0| \leq \delta\}$ be a disk that intersects Γ_0 in a connected segment B of Γ_0 about x_0 , that is, such that for some numbers t_1 and s_1 with $0 < t_1 < s_1 < 1$,

$$(2.12) \quad B := \Delta \cap \Gamma_0 = \{ \Gamma_0(t) : t \in [0, t_1] \cup [s_1, 1] \}.$$

Denote the complementary connected component of Γ_0 by $A = \Gamma_0 \setminus B$, so that

$$(2.13) \quad \Gamma_0 = A \cup B.$$

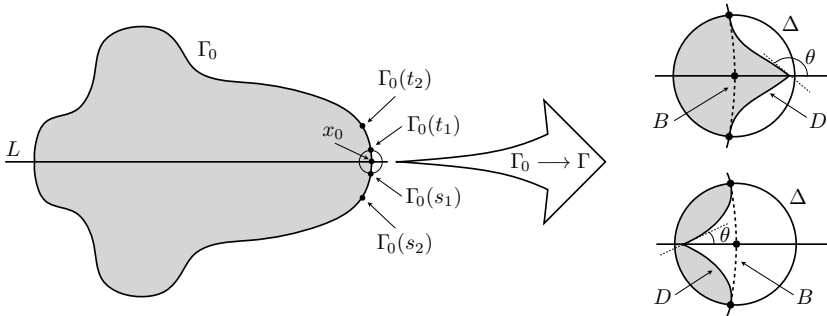


FIGURE 1. A type T perturbation of a curve Γ_0 of class $C^{2,\alpha}$, as described in Definition 2, with reflectional symmetry about the line L . The segment B of Γ_0 that is contained in the disk Δ is replaced by a curve with a corner to obtain Γ . In the upper case where the half exterior angle satisfies $\pi/2 < \theta < \pi$, the corner is pointing outward; and in the lower case where $0 < \theta < \pi/2$, the corner is pointing inward. The curve Γ_0 is parameterized by the interval $[0, 1]$ with $\Gamma_0(0) = \Gamma_0(1) = x_0$ and $0 < t_1 < t_2 < s_2 < s_1 < 1$.

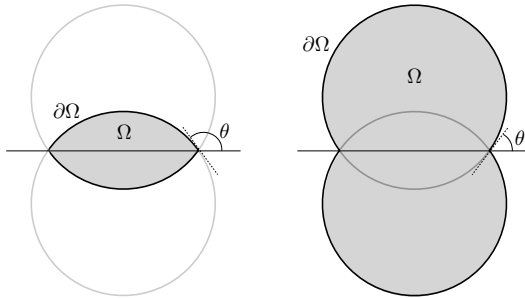


FIGURE 2. The boundary $\partial\Omega$ of a bounded domain Ω defined by two intersecting circles of the same radius is the prototype of a curvilinear polygon. On the left, the outward-pointing corner has half exterior angle $\theta : \pi/2 < \theta < \pi$; and on the right, the inward-pointing corner has half exterior angle $\theta : 0 < \theta < \pi/2$.

(c) Let numbers t_2 and s_2 in $[0, 1]$ such that $0 < t_1 < t_2 < s_2 < s_1 < 1$ be given, so that $\Gamma_0(t_2)$ and $\Gamma_0(s_2)$ lie in A . Let A' denote the subsegment of A equal to $\Gamma_0[(t_2, s_2)]$.

(d) A type T perturbation Γ of Γ_0 is obtained by replacing B by a simple Lipschitz perturbation curve D which connects in a C^2 manner to the boundary points $\Gamma_0(t_1)$ and $\Gamma_0(s_1)$ of A and which is otherwise contained in the interior of Δ . D is $C^{2,\alpha}$ except at one interior point x'_0 of D . An open subset of D containing x'_0 coincides with a translation-rotation of the intersection of a disk Δ' of radius $\delta' < \delta$ with a corner of a curve $\partial\Omega$ obtained from two intersecting circles of the same radius, oriented such that the exterior angle is equal to 2θ (as described in Figure 2).

Lemma 5 is the workhorse of the main theorem on eigenvalues in the essential spectrum (Theorem 8). The type T perturbations Γ will be required to satisfy a certain Lipschitz condition that will ensure, according to Lemma 4, that \mathcal{S}_Γ is uniformly controlled in the $L^2(\Gamma)$ norm. For the construction of such perturbations in Lemma 6, the Lipschitz constant M will depend on the angle θ of the corner.

Condition 3 (Lipschitz condition). *Let Γ_0 be a simple closed curve of class C^2 in \mathbb{R}^2 . Let a triple (U, Δ_0, M) for Γ_0 be given, in which Δ_0 is a closed disk contained in an open subset U of \mathbb{R}^2 , such that $\Delta_0 \cap \Gamma_0$ is a simple curve of nonzero length, M is a positive real number, and $U \cap \Gamma_0$ is the graph of a function in some rotated coordinate system for \mathbb{R}^2 with Lipschitz constant less than M . A perturbation curve Γ of Γ_0 satisfies the Lipschitz condition subject to the triple (U, Δ_0, M) , if the perturbation is confined to Δ_0 , that is, $\Gamma_0 \setminus \Delta_0 = \Gamma \setminus \Delta_0$, and $U \cap \Gamma$ is the graph of a function in some rotated coordinate system for \mathbb{R}^2 with Lipschitz constant less than M .*

Lemma 4. *Let Γ_0 be a simple closed curve of class C^2 in \mathbb{R}^2 , and let (U, Δ_0, M) be a triple for Γ_0 as described in Condition 3. There exists a constant $C_S > 0$ such that, for each perturbation Γ of Γ_0 that satisfies the Lipschitz Condition 3 subject to the triple (U, Δ_0, M) ,*

$$(2.14) \quad |(\mathcal{S}_\Gamma \psi, \psi)_{L^2(\Gamma)}| \leq C_S^2 (\psi, \psi)_{L^2(\Gamma)} \quad \forall \psi \in L^2(\Gamma).$$

Proof. In (1.3), we assume $\beta = 1$; the proof is similar for general $\beta > 0$. It will first be proved that there exists a constant C such that for every curve Γ satisfying the conditions of Lemma 4,

$$(2.15) \quad \sup_{x \in \Gamma} \frac{1}{2\pi} \int_\Gamma |\log|x - y|| d\sigma_y \leq C.$$

Suppose Γ is any such curve. The constant C obtained by the following analysis will not depend on the particular choice of Γ .

The conditions in Lemma 4 guarantee that there exists a collection $\{U^i\}_{i=0}^N$ of open subsets of \mathbb{R}^2 , independent of Γ , and rotated coordinate systems $\{(\xi^i, \eta^i)\}_{i=0}^N$ for \mathbb{R}^2 such that $U^0 = U$, $U^i \cap \Delta_0 = \emptyset$ for $i = 1, \dots, N$, $\{U^i\}_{i=0}^N$ covers Γ , and for $i = 0, \dots, N$, the intersection $U^i \cap \Gamma$ is the graph $\eta^i = f^i(\xi^i)$ of a Lipschitz function f^i on an interval (ξ_1^i, ξ_2^i) . The collection $\{U^i\}_{i=1}^N$ can be taken to be fine enough so that all the functions f^i have Lipschitz constant bounded by M .

Denote the arclength of any curve γ by $\text{len}(\gamma)$. For the cover $\{U^i\}_{i=0}^N$, there exists a number $r_0 : 0 < r_0 < 1$, such that for every $x \in \Gamma$, there exists an integer $i_x : 0 \leq i_x \leq N$ and a segment γ_x of Γ such that $x \in \gamma_x \subset U^{i_x}$ and $\text{len}(\gamma_x) = 2r_0$, with x located at the center of γ_x with respect to arclength. Inside the chart U^{i_x} , γ_x is parameterized by $\eta_{i_x} = f^{i_x}(\xi^{i_x})$ for $\xi^{i_x} \in (\xi_1^{i_x}, \xi_2^{i_x})$. With x equal to the point $(\xi_0^{i_x}, f^{i_x}(\xi_0^{i_x}))$, it follows that $|\xi_1^{i_x} - \xi_0^{i_x}| \leq r_0$ and $|\xi_2^{i_x} - \xi_0^{i_x}| \leq r_0$. The number r_0 can be taken to be independent of the choice of Γ satisfying the Lipschitz Condition 3 subject to the triple (U, Δ_0, M) because Γ differs from Γ_0 only within the disk Δ_0 .

The integral in (2.15) can be split into two parts,

$$(2.16) \quad \int_{\Gamma} |\log|x-y|| d\sigma_y = \int_{\gamma_x} |\log|x-y|| d\sigma_y + \int_{\Gamma \setminus \gamma_x} |\log|x-y|| d\sigma_y.$$

The first term is bounded by

$$(2.17) \quad \int_{\gamma_x} |\log|x-y|| d\sigma_y = \int_{(\xi_1^{i_x}, \xi_2^{i_x})} \left| \log \sqrt{(\xi_0^{i_x} - \xi^{i_x})^2 + (f^{i_x}(\xi_0^{i_x}) - f^{i_x}(\xi^{i_x}))^2} \right| d\sigma(\xi^{i_x})$$

$$(2.18) \quad \leq \int_{(\xi_1^{i_x}, \xi_2^{i_x})} |\log|\xi_0^{i_x} - \xi^{i_x}|| \sqrt{M^2 + 1} d\xi^{i_x}$$

$$(2.19) \quad \leq \int_{(-r_0, r_0)} |\log|r|| \sqrt{M^2 + 1} dr = C',$$

where C' is a finite constant. This constant depends only on r_0 and M and is therefore independent of the choice of Γ satisfying the Lipschitz Condition 3 subject to the triple (U, Δ_0, M) . The first inequality comes

from $r_0 < 1$, which makes the argument of the logarithm of (2.17) less than 1. The second term of (2.16) is bounded by

$$(2.20) \quad \int_{\Gamma \setminus \gamma_x} |\log |x-y|| d\sigma_y \leq \text{len}(\Gamma) \max(|\log |r_1(\Gamma)||, |\log |r_2(\Gamma)||),$$

where $r_1(\Gamma) := \inf_{x \in \Gamma} \text{dist}(x, \Gamma \setminus \gamma_x)$ and $r_2(\Gamma)$ is the radius of Γ . For Γ satisfying the Lipschitz Condition 3 subject to the triple (U, Δ_0, M) , $\text{len}(\Gamma)$ is uniformly bounded from above and both $r_1(\Gamma)$ and $r_2(\Gamma)$ are uniformly bounded from above and below by positive numbers. Therefore, the right-hand side of (2.20) is bounded by a constant C'' that does not depend on this choice of Γ .

With the constant $C = (C' + C'')/(2\pi)$, the bound (2.15) is proved for all curves Γ satisfying the Lipschitz Condition 3 subject to the triple (U, Δ_0, M) . By Young’s generalized inequality [7, Theorem 0.10], (2.15) implies that

$$(2.21) \quad \|\mathcal{S}_\Gamma \psi\|_{L_2(\Gamma)} \leq C \|\psi\|_{L_2(\Gamma)}$$

for all such curves Γ . Thus the conclusion of Lemma 4 holds for $C_S = \sqrt{C}$. □

For the proof of Lemma 5, we will work within the spaces $H_0^{-1/2}(\Gamma)$ to ensure that $\langle \cdot, \cdot \rangle_{\mathcal{S}_\Gamma}$ remains positive definite. In $H_0^{-1/2}(\Gamma)$, the \mathcal{S} inner product is independent of the choice of $\beta > 0$ in the single-layer potential operator (1.3). We set $\beta = 1$.

Lemma 5. *Let a simple closed curve Γ_0 of class $C^{2,\alpha}$ ($\alpha > 0$) in \mathbb{R}^2 , an eigenvalue $\lambda \notin \{0, \frac{1}{2}\}$ of $\mathcal{K}_{\Gamma_0}^*$, and a number $\epsilon > 0$ be given; and let a triple (U, Δ_0, M) for Γ_0 be given as in Condition 3.*

(1) *There exist numbers $r > 0$ and $\rho > 0$ such that, for each type T perturbation Γ of Γ_0 that satisfies the Lipschitz Condition 3 subject to (U, Δ_0, M) , and the condition*

$$(2.22) \quad 0 < t_2 < r, \quad 0 < 1 - s_2 < r,$$

and the condition

$$(2.23) \quad \frac{\sqrt{\text{len}(D)}}{\text{dist}(A', D)} < \rho,$$

(where $\text{len}(D)$ is the arclength of the curve D), there exists $\psi \in H_0^{-1/2}(\Gamma)$ satisfying

$$(2.24) \quad \langle (\mathcal{K}_\Gamma^* - \lambda)\psi, (\mathcal{K}_\Gamma^* - \lambda)\psi \rangle_{\mathcal{S}_\Gamma} \leq \epsilon^2 \langle \psi, \psi \rangle_{\mathcal{S}_\Gamma}.$$

Thus, either $\lambda \in \sigma(\mathcal{K}_\Gamma^*)$ or

$$(2.25) \quad \|(\mathcal{K}_\Gamma^* - \lambda)^{-1}\|_{\mathcal{S}_\Gamma} > \epsilon^{-1}$$

where \mathcal{K}_Γ^* is considered as an operator in $H_0^{-1/2}(\Gamma)$.

(2) If Γ_0 has reflectional symmetry about a line L and Δ_0 contains an intersection point of L and Γ_0 and λ is an eigenvalue of the even component $\mathcal{K}_{\Gamma_0,e}^*$ of $\mathcal{K}_{\Gamma_0}^*$ (or the odd component $\mathcal{K}_{\Gamma_0,o}^*$), then (2.25) can be replaced by

$$(2.26) \quad \|(\mathcal{K}_{\Gamma,e}^* - \lambda)^{-1}\|_{\mathcal{S}_\Gamma} > \epsilon^{-1} \quad (\text{or } \|(\mathcal{K}_{\Gamma,o}^* - \lambda)^{-1}\|_{\mathcal{S}_\Gamma} > \epsilon^{-1})$$

(considered as an operator in the even (odd) subspace of $H_0^{-1/2}(\Gamma)$) for each type T perturbation Γ of Γ_0 that has reflectional symmetry about L , satisfies the Lipschitz Condition 3 subject to (U, Δ_0, M) , and satisfies (2.22) and (2.23).

Proof. Let $\lambda \notin \{0, \frac{1}{2}\}$ be an eigenvalue of $\mathcal{K}_{\Gamma_0}^* : H^{-1/2}(\Gamma_0) \rightarrow H^{-1/2}(\Gamma_0)$ with eigenfunction ϕ ,

$$(2.27) \quad (\mathcal{K}_{\Gamma_0}^* - \lambda)\phi = 0.$$

We may assume that ϕ is real-valued since the kernel of $\mathcal{K}_{\Gamma_0}^*$ is real. By Lemma 1, $\phi \in L^2(\Gamma_0)$. By Theorem 3.6 of [5], $\mathcal{K}_{\Gamma_0}^*$ maps $L^2(\Gamma_0)$ into $H^1(\Gamma_0)$ because Γ_0 is of class $C^{2,\alpha}$, thus ϕ is an absolutely continuous function (in the almost-everywhere sense). Since ϕ is not in the one-dimensional eigenspace for the eigenvalue $1/2$ of $\mathcal{K}_{\Gamma_0}^*$, it must lie in the \mathcal{S}_{Γ_0} -complement $H_0^{-1/2}(\Gamma_0)$ of that eigenspace, that is, $\phi \in H_0^{-1/2}(\Gamma_0)$. Recall that $\langle \cdot, \cdot \rangle_{\mathcal{S}_{\Gamma_0}}$ is positive definite in $\phi \in H_0^{-1/2}(\Gamma_0)$ and the corresponding norm is denoted by $\|\cdot\|_{\mathcal{S}_{\Gamma_0}}$.

Let (U, Δ_0, M) be a triple for Γ_0 as in Condition 3, and let C_S be the constant provided by Lemma 4. Let Γ be a type T perturbation of Γ_0 , with all notation from Definition 2 pertaining to it, that satisfies

the Lipschitz Condition 3 subject to (U, Δ_0, M) . By Lemma 4, (2.28)

$$\|\psi\|_{\mathcal{S}_\Gamma}^2 = (\psi, \psi)_{\mathcal{S}_\Gamma} := (\mathcal{S}_\Gamma \psi, \psi)_{L^2(\Gamma)} \leq C_S^2 (\psi, \psi)_{L^2(\Gamma)} \quad \forall \psi \in L_0^2(\Gamma),$$

in which $L_0^2(\Gamma)$ denotes the space of all $f \in L^2(\Gamma)$ such that $\int_\Gamma f ds = 0$. This uniform bound will not be used until inequality (2.46).

Let $x_1 \in \Gamma_0$ be a point other than x_0 , such that $|\phi(x_1)| > \frac{3}{4} \max_{y \in \Gamma_0} |\phi(y)|$. Let J be a subarc of Γ_0 containing x_1 . There exists a number $d > 0$, such that when $\text{len}(J) < d$, ϕ does not change sign on J , $|\phi(x)| > \frac{1}{2} \max_{y \in \Gamma_0} |\phi(y)|$ for $x \in J$ and $J \subset A'$ when $\text{len}(\Gamma_0 \setminus A') < d$. For every choice of t_2 and s_2 such that $\text{len}(\Gamma_0 \setminus A') < d$, let $\text{len}(J) = \text{len}(\Gamma_0 \setminus A')$. Then one can choose constant $a : -2 < a < 2$ in the function

$$(2.29) \quad \chi(x) = \begin{cases} 1, & x \in A' \setminus J, \\ a, & x \in J, \\ 0, & \text{otherwise,} \end{cases}$$

such that $\chi\phi \in L_0^2(\Gamma_0) \subset H_0^{-1/2}(\Gamma_0)$. Since $\chi\phi$ is supported in A' , which is a subarc of both Γ and Γ_0 , $\chi\phi$ can also be considered to lie in $H_0^{-1/2}(\Gamma)$.

Let C_0 be a bound for \mathcal{S}_{Γ_0} in $L^2(\Gamma_0)$,

$$(2.30) \quad \|\mathcal{S}_{\Gamma_0} \psi\|_{L^2(\Gamma_0)} \leq C_0 \|\psi\|_{L^2(\Gamma_0)} \quad \forall \psi \in L^2(\Gamma_0).$$

Thus

$$(2.31) \quad \begin{aligned} & |(\chi\phi, \chi\phi)_{\mathcal{S}_\Gamma} - (\phi, \phi)_{\mathcal{S}_{\Gamma_0}}| \\ &= |(\chi\phi, \chi\phi)_{\mathcal{S}_{\Gamma_0}} - (\chi\phi - \phi, \chi\phi)_{\mathcal{S}_{\Gamma_0}} + (\phi, \chi\phi - \phi)_{\mathcal{S}_{\Gamma_0}}| \\ &\leq C_0 (\|\chi\phi\|_{L^2(\Gamma_0)} + \|\phi\|_{L^2(\Gamma_0)}) \|\chi\phi - \phi\|_{L^2(\Gamma_0)} \\ &\leq 3C_0 \|\phi\|_{L^2(\Gamma_0)} \|(1 - \chi)\phi\|_{L^2(\Gamma_0)}. \end{aligned}$$

As t_2 and $1 - s_2$ tend to zero simultaneously, the measure of the support of $1 - \chi$ on Γ_0 tends to zero, and therefore $\|(1 - \chi)\phi\|_{L^2(\Gamma_0)}$ converges to zero. Thus, $(\chi\phi, \chi\phi)_{\mathcal{S}_\Gamma}$ converges to $(\phi, \phi)_{\mathcal{S}_{\Gamma_0}}$; equivalently, $\|\chi\phi\|_{\mathcal{S}_\Gamma}$ converges to $\|\phi\|_{\mathcal{S}_{\Gamma_0}}$ as t_2 and $1 - s_2$ tend to zero. The number $C_\phi := \|\phi\|_{\mathcal{S}_{\Gamma_0}}/2$ is positive because \mathcal{S}_{Γ_0} is a positive operator and ϕ is nonzero in $L_0^2(\Gamma_0)$. Therefore,

$$(2.32) \quad \|\chi\phi\|_{\mathcal{S}_\Gamma} > C_\phi$$

whenever t_2 and $1 - s_2$ are sufficiently small.

We next seek to bound the L^2 norm $\|(\mathcal{K}_\Gamma^* - \lambda)(\chi\phi)\|_{L^2(\Gamma)}$ (see (2.43) below). The domains A and D can be treated separately since

$$(2.33) \quad \|(\mathcal{K}_\Gamma^* - \lambda)(\chi\phi)\|_{L^2(\Gamma)} \leq \|(\mathcal{K}_\Gamma^* - \lambda)(\chi\phi)\|_{L^2(A)} + \|(\mathcal{K}_\Gamma^* - \lambda)(\chi\phi)\|_{L^2(D)}.$$

For the set A , one uses the eigenvalue condition $(\mathcal{K}_{\Gamma_0}^* - \lambda)\phi = 0$ and $\mathcal{K}_\Gamma^*(\chi\phi)|_A = \mathcal{K}_{\Gamma_0}^*(\chi\phi)|_A$ to obtain

$$(2.34) \quad \begin{aligned} [(\mathcal{K}_\Gamma^* - \lambda)(\chi\phi)]|_A &= [(\mathcal{K}_\Gamma^* - \lambda)(\chi\phi) - (\mathcal{K}_{\Gamma_0}^* - \lambda)\phi]|_A \\ &= [(\mathcal{K}_{\Gamma_0}^* - \lambda)(\chi\phi) - (\mathcal{K}_{\Gamma_0}^* - \lambda)\phi]|_A \\ &= [\mathcal{K}_{\Gamma_0}^*((\chi - 1)\phi) + \lambda(1 - \chi)\phi]|_A. \end{aligned}$$

Denote the kernel of the adjoint Neumann-Poincaré operator by

$$(2.35) \quad K_\Sigma^*(x, y) = \frac{1}{2\pi} \frac{x - y}{|x - y|^2} \cdot n_x \quad (\Sigma = \Gamma_0 \text{ or } \Gamma).$$

The first term in the last expression of (2.34) is bounded pointwise due to the pointwise bound $2\pi K_{\Gamma_0}^*(x, y) < C_{\Gamma_0}$, which holds since Γ_0 is of class C^2 [4, Theorem 2.2]:

$$(2.36) \quad \begin{aligned} 2\pi|\mathcal{K}_{\Gamma_0}^*((\chi - 1)\phi)(x)| &= \left| \int_{\Gamma_0} K_{\Gamma_0}^*(x, y)(\chi(y) - 1)\phi(y) d\sigma(y) \right| \\ &\leq 3 C_{\Gamma_0} \int_{\Gamma_0 \setminus A' \cup J} |\phi(y)| d\sigma(y) \\ &\leq 3 C_{\Gamma_0} \|\phi\|_{L^2(\Gamma_0)} \sqrt{\text{len}(\Gamma_0 \setminus A') + \text{len}(J)} \\ &= 3\sqrt{2} C_{\Gamma_0} \|\phi\|_{L^2(\Gamma_0)} \sqrt{\text{len}(\Gamma_0 \setminus A')}, \quad \forall x \in A, \end{aligned}$$

since $\text{len}(J) = \text{len}(\Gamma_0 \setminus A')$, and the second term is bounded in norm by

$$(2.37) \quad \begin{aligned} \|\lambda(1 - \chi)\phi\|_{L^2(A)} &\leq 3|\lambda| \left(\int_{\Gamma_0 \setminus A' \cup J} |\phi|^2 \right)^{1/2} \\ &\leq 3|\lambda| C(2 \text{len}(\Gamma_0 \setminus A')), \end{aligned}$$

in which $C(\mu) > 0$ is a number that decreases to zero as $\mu \rightarrow 0$. Together,

these two bounds yield

$$\begin{aligned}
 (2.38) \quad & \|(\mathcal{K}_\Gamma^* - \lambda)(\chi\phi)\|_{L^2(A)} \\
 & \leq \| \mathcal{K}_{\Gamma_0}^* ((\chi - 1)\phi) \|_{L^2(A)} + \| \lambda(1 - \chi)\phi \|_{L^2(A)} \\
 & \leq \frac{3C_{\Gamma_0}}{\sqrt{2\pi}} \|\phi\|_{L^2(\Gamma_0)} \sqrt{\text{len}(A)} \sqrt{\text{len}(\Gamma_0 \setminus A')} + 3|\lambda|C(2\text{len}(\Gamma_0 \setminus A')) \\
 & \leq C'(\text{len}(\Gamma_0 \setminus A')),
 \end{aligned}$$

in which $C'(\mu) > 0$ is a number that decreases to zero as $\mu \rightarrow 0$.

On the set D , $\chi\phi$ vanishes, so that

$$(2.39) \quad (\mathcal{K}_\Gamma^* - \lambda)(\chi\phi)|_D = \mathcal{K}_\Gamma^*(\chi\phi)|_D.$$

Since Γ has a corner, the kernel of \mathcal{K}_Γ^* does not enjoy a uniform pointwise bound, but (2.35) does provide

$$(2.40) \quad |K_\Gamma^*(x, y)| \leq \frac{1}{2\pi} \frac{1}{|x - y|} \quad \forall x, y \in \Gamma.$$

Using this and the inclusion $\text{supp}(\chi) \subset A'$, one obtains a pointwise bound for $x \in D$,

$$\begin{aligned}
 (2.41) \quad & | \mathcal{K}_\Gamma^*(\chi\phi)(x) | = \left| \int_\Gamma K_\Gamma^*(x, y)\chi(y)\phi(y)d\sigma(y) \right| \\
 & = 2 \left| \int_{A'} K_{\Gamma_0}^*(x, y)\phi(y)d\sigma(y) \right| \\
 & \leq \frac{1}{\pi \text{dist}(A', D)} \int_{A'} |\phi(y)|d\sigma(y) \\
 & \leq \frac{1}{\pi \text{dist}(A', D)} \|\phi\|_{L^2(\Gamma_0)} \sqrt{\text{len}(\Gamma_0)} \quad \forall x \in D.
 \end{aligned}$$

This bound together with (2.39) yields

$$(2.42) \quad \|(\mathcal{K}_\Gamma^* - \lambda)(\chi\phi)\|_{L^2(D)} \leq \frac{1}{\pi \text{dist}(A', D)} \|\phi\|_{L^2(\Gamma_0)} \sqrt{\text{len}(\Gamma_0) \text{len}(D)}.$$

Combining (2.38) and (2.42) produces the bound

$$\begin{aligned}
 (2.43) \quad & \|(\mathcal{K}_\Gamma^* - \lambda)(\chi\phi)\|_{L^2(\Gamma)} \\
 & \leq C'(\text{len}(\Gamma_0 \setminus A')) + \frac{\|\phi\|_{L^2(\Gamma_0)} \sqrt{\text{len}(\Gamma_0)}}{\pi} \frac{\sqrt{\text{len}(D)}}{\text{dist}(A', D)}.
 \end{aligned}$$

Both of these bounding terms can be made arbitrarily small simultaneously. Consider the first term: $\Gamma_0 \setminus A'$ is the part of Γ_0 about x_0 between $\Gamma_0(t_2)$ and $\Gamma_0(s_2)$. Therefore, by taking t_2 and $1-s_2$ sufficiently small, $\text{len}(\Gamma_0 \setminus A')$ can be made arbitrarily small, and one obtains

$$(2.44) \quad C'(\text{len}(\Gamma_0 \setminus A')) \rightarrow 0 \quad \text{as} \quad \max\{t_2, 1-s_2\} \rightarrow 0.$$

Let $\epsilon > 0$ be given arbitrarily. The convergence (2.44) implies that there exists $r > 0$ such that, if $0 < t_2 < r$ and $0 < 1-s_2 < r$, then $C'(\text{len}(\Gamma_0 \setminus A')) < \epsilon C_\phi / (2C_S)$. Assume that r is small enough so that also (2.32) holds. Then with $\rho = \epsilon\pi C_\phi / (2C_S \|\phi\|_{L^2(\Gamma_0)} \sqrt{\text{len}(\Gamma_0)})$, the second term of (2.43) is less than $\epsilon C_\phi / (2C_S)$ whenever $\sqrt{\text{len}(D)} / \text{dist}(A', D) < \rho$. These two bounds together yield

$$(2.45) \quad \|(\mathcal{K}_\Gamma^* - \lambda)(\chi\phi)\|_{L^2(\Gamma)} \leq \frac{C_\phi}{C_S} \epsilon.$$

Combining this bound with (2.28) and (2.32) provides the desired bound

$$(2.46) \quad \|(\mathcal{K}_\Gamma^* - \lambda)(\chi\phi)\|_{\mathcal{S}_\Gamma} \leq C_S \|(\mathcal{K}_\Gamma^* - \lambda)(\chi\phi)\|_{L^2(\Gamma)} \leq \epsilon C_\phi \leq \epsilon \|\chi\phi\|_{\mathcal{S}_\Gamma}.$$

If $\lambda \notin \sigma(\mathcal{K}_\Gamma^*)$ is a regular point of the operator \mathcal{K}_Γ^* , this implies that

$$(2.47) \quad \|(\mathcal{K}_\Gamma^* - \lambda)^{-1}\|_{\mathcal{S}_\Gamma} > \epsilon^{-1},$$

in which \mathcal{K}_Γ^* is considered as an operator in $H_0^{-1/2}(\Gamma)$, as claimed in the first part of the theorem.

These arguments also prove the second part of the theorem for a curve Γ_0 that is symmetric about a line L if (1) the reference point x_0 is taken to be on L , (2) J consists of two segments that are symmetric about L , (3) one takes χ to be even ($\Gamma_0(s_2)$ is the reflection of $\Gamma_0(t_0)$ about L) so that if ϕ is even (or odd) $\chi\phi$ will also be even (or odd), and (4) the replacement curve D is taken to be symmetric about L . Then in every occurrence of $\mathcal{K}_{\Gamma_0}^*$ or \mathcal{K}_Γ^* in the arguments, the operator is acting on an even (or odd) distribution, and thus may be replaced by $\mathcal{K}_{\Gamma_0,e}^*$ or $\mathcal{K}_{\Gamma,e}^*$ (or $\mathcal{K}_{\Gamma_0,o}^*$ or $\mathcal{K}_{\Gamma,o}^*$). \square

It is geometrically straightforward, even if somewhat technical analytically, to demonstrate that Lipschitz perturbations of type T as required in Lemma 5 are plentiful. The following lemma will suffice. Essentially, it says that one can always construct a perturbation Γ with

a desired corner angle θ for which the lower bound on the resolvent of \mathcal{K}_Γ^* in Lemma 5 holds. To do this, one must find an appropriate Lipschitz constant M for the given θ (sharper angles require larger M) and then construct a type T perturbation that satisfies the requirements of Lemma 5.

Lemma 6. *Let a simple closed curve Γ_0 of class C^2 , and a number θ such that $0 < \theta < \pi$ be given. There exists a triple (U, Δ_0, M) for Γ_0 as in Condition 3 such that, for all positive numbers r and ρ , there exists a perturbation Γ of Γ_0 of type T such that: Γ satisfies the Lipschitz Condition 3 subject to (U, Δ_0, M) ; conditions (2.22) and (2.23) of Lemma 5 are satisfied; and the half exterior angle of the corner of Γ is equal to θ . If Γ_0 is symmetric about a line L , then Γ can be taken to be symmetric about L with the tip of the corner lying on L .*

Proof. Given $\theta \in (0, \pi)$, let $g(\xi)$, for ξ in some interval, be a function whose graph describes a rotated corner of a type T perturbation as described in part (d) of Definition 2 (a neighborhood of a corner of the intersection of two circles as in Figure 2) such that the tip occurs at $\xi = 0$ and points upward for $\theta > \pi/2$ and downward for $\theta < \pi/2$; and let M_1 and M_2 be positive numbers such that $M_1 < |g'(\xi)| < M_2$ for $\xi \neq 0$.

Let a simple closed curve Γ_0 of class C^2 be parameterized such that $\Gamma_0(0) = \Gamma_0(1) = x_0$. Choose an open set $U \subset \mathbb{R}^2$ and rotated and translated coordinates (ξ, η) for \mathbb{R}^2 such that $x_0 \in U$ and $\Gamma_0 \cap U$ is the graph $\eta = f(\xi)$ of a C^2 function f , with $x_0 = (0, f(0))$ and $|f'(\xi)| < \min\{1, M_1\}$, and such that the part of U that lies below the graph is in the interior domain of Γ_0 . Choose a closed disk $\Delta_0 \subset U$ centered at x_0 . Each closed circle centered at x_0 contained in Δ_0 intersects Γ_0 at exactly two points. There are no more than two intersection points because $|f'(\xi)| < 1$.

Let Δ be any closed disk centered at x_0 and contained in Δ_0 . Define $\tilde{g}(\xi) = g(\xi) + \eta_0$ with η_0 chosen such that the graph $\eta = \tilde{g}(\xi)$ intersects Γ_0 in exactly two points in the interior of Δ —call them $x_1 = (\xi_1, f(\xi_1))$ and $x_2 = (\xi_2, f(\xi_2))$ —and such that the graph of \tilde{g} between these two points lies in the interior of Δ . This is possible because $|\tilde{g}'(\xi)| > M_1$ and $|f'(\xi)| < M_1$.

Set $\tilde{f}(\xi) = f(\xi)$ for $\xi \notin [\xi_1, \xi_2]$ and $\tilde{f}(\xi) = \tilde{g}(\xi)$ for $\xi \in [\xi_1, \xi_2]$, and observe that the tip of the corner occurs at the point $(0, f(0))$. Then

let $\tilde{f}(\xi)$ be a function that is of class C^2 except at $\xi = 0$ and that is equal to $\tilde{f}(\xi)$ except in two nonintersecting intervals, one about ξ_1 and one about ξ_2 ; these intervals can be taken small enough so that the graphs of \tilde{f} and f coincide outside of Δ . The smoothing \tilde{f} can also be arranged so that $|\tilde{f}'(\xi)| < M_2$; this is because $|\tilde{f}'(\xi)| < M_2$ except at $\xi_1, 0$, and ξ_2 , where \tilde{f} is continuous but not differentiable. It follows that the length of the graph of \tilde{f} inside Δ , which is called D in part (d) of Definition 2, is bounded by

$$(2.48) \quad \text{len}(D) \leq 2\sqrt{1 + M_2^2} \text{rad}(\Delta).$$

The curve Γ resulting from replacing the segment of Γ_0 described by $\eta = f(\xi)$ by the curve $\eta = \tilde{f}(\xi)$ is a type T perturbation of Γ_0 that satisfies the Lipschitz Condition 3 subject to the triple (U, Δ_0, M_2) , and its corner has half exterior angle equal to θ .

Let $r > 0$ and $\rho > 0$ be given. Choose numbers t_2 and s_2 in Definition 2 so that condition (2.22) is satisfied, that is, $0 < t_2 < r$ and $0 < 1 - s_2 < r$. For these fixed values of t_2 and s_2 ,

$$(2.49) \quad \frac{\sqrt{\text{len}(D)}}{\text{dist}(A', D)} \leq \frac{\sqrt{2\sqrt{1 + M_2^2} \text{rad}(\Delta)}}{\text{dist}(A', \Delta)} \rightarrow 0 \quad \text{as } \text{rad}(\Delta) \rightarrow 0.$$

Therefore, $\text{rad}(\Delta)$ can be taken to be small enough in this construction of Γ so that

$$(2.50) \quad \frac{\sqrt{\text{len}(D)}}{\text{dist}(A', D)} < \rho,$$

which is condition (2.23). In the symmetric case, $x_0 \in L$ and t_2 and s_2 can be chosen such that $\Gamma_0(s_2)$ is the reflection of $\Gamma_0(t_0)$ about L , and D can be arranged to be symmetric about L . □

3. Reflection symmetry and essential spectrum. For all of the curves in this section, assume that β in (1.3) is chosen such that \mathcal{S} is a positive operator for all the curves under consideration. Consider a curve Γ_0 of class C^2 and perturbations Γ of type T that are symmetric with respect to a line L . Recall that, in this case, the operators $\mathcal{K}_{\Gamma_0}^*$ and \mathcal{K}_{Γ}^* admit decompositions onto the even and odd distributional spaces,

as stated in (2.11),

$$(3.51) \quad \mathcal{K}_{\Gamma_0}^* = \mathcal{K}_{\Gamma_0,e}^* \oplus \mathcal{K}_{\Gamma_0,o}^*, \quad \mathcal{K}_{\Gamma}^* = \mathcal{K}_{\Gamma,e}^* \oplus \mathcal{K}_{\Gamma,o}^*.$$

The prototypical curvilinear polygons $\partial\Omega$ described in Section 2 (Figure 2) are themselves symmetric about a line through the two corner points. The spectral resolution of the Neumann-Poincaré operator on $\partial\Omega$ is explicitly computed in [10] through conformal mapping and Fourier transformation. Recall that θ is half the angle of the corner measured in the exterior of the curve. It is shown that

$$(3.52) \quad \sigma_{ac}(\mathcal{K}_{\partial\Omega}^*) = [-b, b], \quad \sigma_{sc}(\mathcal{K}_{\partial\Omega}^*) = \emptyset, \quad \sigma_{pp}(\mathcal{K}_{\partial\Omega}^*) = \left\{ \frac{1}{2} \right\},$$

where $b = \left| \frac{1}{2} - \frac{\theta}{\pi} \right|$ depends on the angle, σ_{ac} refers to absolutely continuous spectrum, σ_{sc} refers to singular continuous spectrum, and σ_{pp} refers to pure point spectrum. Therefore, $\sigma_{ac}(\mathcal{K}_{\partial\Omega}^*) = \sigma_{ess}(\mathcal{K}_{\partial\Omega}^*)$.

Furthermore, it is shown in [10] that the essential spectra of the even and odd components of $\mathcal{K}_{\partial\Omega}^*$ intersect only in $\{0\}$,

$$(3.53) \quad \sigma_{ess}(\mathcal{K}_{\partial\Omega,o}^*) = [-b, 0], \quad \sigma_{ess}(\mathcal{K}_{\partial\Omega,e}^*) = [0, b] \quad \text{for } \pi/2 < \theta < \pi$$

for outward-pointing corners and

$$(3.54) \quad \sigma_{ess}(\mathcal{K}_{\partial\Omega,o}^*) = [0, b], \quad \sigma_{ess}(\mathcal{K}_{\partial\Omega,e}^*) = [-b, 0] \quad \text{for } 0 < \theta < \pi/2$$

for inward-pointing corners. Our proof of eigenvalues in the essential spectrum requires that this disjointness persist for the perturbation Γ , and this is the content of the following proposition.

The proof of Proposition 7 invokes the local nature of the essential spectrum of \mathcal{K}_{Γ}^* . This is bridged by its essential spectrum $\sigma_{ea}(\mathcal{K}_{\Gamma}^*)$ in the approximate eigenvalue sense [16]. For an operator $T : H \rightarrow H$, $\lambda \in \sigma_{ea}(T)$ if and only if there is a bounded sequence $\{f_n\}_{n=1}^\infty \in H$ having no convergent subsequence, such that $(T - \lambda)f_n \rightarrow 0$ in H . One calls $\{f_n\}_{n=1}^\infty$ a singular sequence. When T is self adjoint, $\sigma_{ess}(T) = \sigma_{ea}(T)$. If an operator $S : H \rightarrow H$ is such that $S - T$ is compact, then $\sigma_{ea}(S) = \sigma_{ea}(T)$.

Proposition 7. *The essential spectra of the even and odd components of \mathcal{K}_{Γ}^* for a reflectionally symmetric perturbation curve Γ of type T coincides with the essential spectra of the even and odd components of $\mathcal{K}_{\partial\Omega}^*$ for the prototypical curvilinear polygon $\partial\Omega$ (Figure 2) having*

corners with the same exterior angle as Γ ,

$$(3.55) \quad \sigma_{ess}(\mathcal{K}_{\Gamma,e}^*) = \sigma_{ess}(\mathcal{K}_{\partial\Omega,e}^*),$$

$$(3.56) \quad \sigma_{ess}(\mathcal{K}_{\Gamma,o}^*) = \sigma_{ess}(\mathcal{K}_{\partial\Omega,o}^*).$$

Proof. This proof essentially follows [16]. Let Σ be a simple closed Lipschitz curve that is piecewise of class C^2 and has n corners. Let $\{\rho_j\}_{j=1}^n$ be cutoff functions on Σ that have mutually disjoint supports and such that ρ_j is equal to 1 in a neighborhood of the j -th corner and is of class C^2 otherwise, and set $\rho_0 = 1 - \sum_{j=1}^n \rho_j$. Denote by M_ρ the operator of multiplication by ρ . In the decomposition

$$(3.57) \quad \mathcal{K}_\Sigma = \sum_{0 \leq i, j \leq n} M_{\rho_i} \mathcal{K}_\Sigma M_{\rho_j},$$

each term is compact unless $i = j \neq 0$. This implies the second equality in

$$(3.58) \quad \begin{aligned} \sigma_{ess}(\mathcal{K}_\Sigma) &= \sigma_{ea}(\mathcal{K}_\Sigma) = \sigma_{ea} \left(\sum_{j=1}^n M_{\rho_j} \mathcal{K}_\Sigma M_{\rho_j} \right) \\ &= \bigcup_{j=1}^n \sigma_{ea} (M_{\rho_j} \mathcal{K}_\Sigma M_{\rho_j}), \end{aligned}$$

where the first equality follows from the self-adjointness of $\mathcal{K}_\Sigma : H^{1/2}(\Sigma) \rightarrow H^{1/2}(\Sigma)$ with respect to the \mathcal{S}_Γ^{-1} inner product, and the last equality is proved in [16, Lemma 9].

Now suppose that Σ is reflectionally symmetric about a line L and that Σ has either one or two corners (so that $n = 1$ or $n = 2$) with vertex on L and that the cutoff functions ρ_j are chosen to be even so that the operators M_{ρ_j} commute with the reflection. Because of this, one has orthogonal decompositions

$$(3.59) \quad M_{\rho_i} \mathcal{K}_\Sigma M_{\rho_j} = M_{\rho_i} \mathcal{K}_{\Sigma,e} M_{\rho_j} \oplus M_{\rho_i} \mathcal{K}_{\Sigma,o} M_{\rho_j},$$

and therefore the compactness of $M_{\rho_i} \mathcal{K}_\Sigma M_{\rho_j}$ (unless $i = j \neq 0$) implies the compactness of the even and odd components on the right-hand side. Using this with the decomposition

$$(3.60) \quad \mathcal{K}_{\Sigma,e} = \sum_{0 \leq i, j \leq n} M_{\rho_i} \mathcal{K}_{\Sigma,e} M_{\rho_j}$$

and the analogous decomposition of $\mathcal{K}_{\Sigma,o}$ yields

$$(3.61) \quad \sigma_{\text{ess}}(\mathcal{K}_{\Sigma,e}) = \bigcup_{j=1}^n \sigma_{\text{ea}}(M_{\rho_j} \mathcal{K}_{\Sigma,e} M_{\rho_j}),$$

$$(3.62) \quad \sigma_{\text{ess}}(\mathcal{K}_{\Sigma,o}) = \bigcup_{j=1}^n \sigma_{\text{ea}}(M_{\rho_j} \mathcal{K}_{\Sigma,o} M_{\rho_j}).$$

Apply this result to $\partial\Omega$, which has two corners ($n = 2$), and to the type T perturbation Γ of Γ_0 , which has only one corner ($n = 1$), and use $\tilde{\rho}_1$ for Γ to distinguish it from ρ_1 for $\partial\Omega$,

$$(3.63) \quad \begin{aligned} \sigma_{\text{ess}}(\mathcal{K}_{\partial\Omega,e}) &= \sigma_{\text{ea}}(M_{\rho_1} \mathcal{K}_{\partial\Omega,e} M_{\rho_1}) \cup \sigma_{\text{ea}}(M_{\rho_2} \mathcal{K}_{\partial\Omega,e} M_{\rho_2}), \\ \sigma_{\text{ess}}(\mathcal{K}_{\Gamma,e}) &= \sigma_{\text{ea}}(M_{\tilde{\rho}_1} \mathcal{K}_{\Gamma,e} M_{\tilde{\rho}_1}). \end{aligned}$$

Since a neighborhood of the corner of Γ coincides after translation and rotation with a neighborhood of either corner of $\partial\Omega$, and since $\partial\Omega$ has symmetry about a vertical line (Figure 2), the function $\rho_1 + \rho_2$ can be chosen to be symmetric with respect to both reflections. Furthermore, $\tilde{\rho}_1$ and ρ_1 can be chosen so that $\text{supp } \tilde{\rho}_1 \cap \Gamma$ and $\text{supp } \rho_1 \cap \partial\Omega$ as well as the functions $\tilde{\rho}_1$ and ρ_1 on their supports coincide after translation and rotation. Under these conditions, $M_{\rho_1} \mathcal{K}_{\partial\Omega,e} M_{\rho_1}$, and $M_{\rho_2} \mathcal{K}_{\partial\Omega,e} M_{\rho_2}$ are unitarily similar operators; thus

$$(3.64) \quad \sigma_{\text{ea}}(M_{\rho_1} \mathcal{K}_{\partial\Omega,e} M_{\rho_1}) = \sigma_{\text{ea}}(M_{\rho_2} \mathcal{K}_{\partial\Omega,e} M_{\rho_2}) = \sigma_{\text{ess}}(\mathcal{K}_{\partial\Omega,e}).$$

Since $\sigma_{\text{ea}}(M_{\rho_j} \mathcal{K}_{\Sigma,e} M_{\rho_j})$ is characterized by functions localized at the j -th corner, we obtain

$$(3.65) \quad \sigma_{\text{ea}}(M_{\tilde{\rho}_1} \mathcal{K}_{\Gamma,e} M_{\tilde{\rho}_1}) = \sigma_{\text{ea}}(M_{\rho_1} \mathcal{K}_{\partial\Omega,e} M_{\rho_1}).$$

Therefore

$$(3.66) \quad \sigma_{\text{ess}}(\mathcal{K}_{\Gamma,e}) = \sigma_{\text{ess}}(\mathcal{K}_{\partial\Omega,e}),$$

$$(3.67) \quad \sigma_{\text{ess}}(\mathcal{K}_{\Gamma,o}) = \sigma_{\text{ess}}(\mathcal{K}_{\partial\Omega,o}),$$

and the equation for the odd component is obtained in the same manner.

The proposition now follows from $\sigma_{\text{ess}}(\mathcal{K}_{\Gamma,e}^*) = \sigma_{\text{ess}}(\mathcal{K}_{\Gamma,e})$ and $\sigma_{\text{ess}}(\mathcal{K}_{\partial\Omega,e}^*) = \sigma_{\text{ess}}(\mathcal{K}_{\partial\Omega,e})$ and the analogous equalities for the odd components of these operators, where \mathcal{K}_{Γ}^* and $\mathcal{K}_{\partial\Omega}^*$ are considered on $H^{-1/2}(\Gamma)$ and $H^{-1/2}(\partial\Omega)$. \square

Equation (3.58) expresses the local manner in which the corners of a curvilinear polygon contribute to the essential spectrum of the Neumann-Poincaré operator. How this happens for an individual corner is enlightened through explicit construction of Weyl sequences associated to each $\lambda \in \sigma_{\text{ess}}(\mathcal{K}_\Gamma^*)$, which is carried out by Bonnetier and Zhang [1].

4. Eigenvalues in the essential spectrum. The strategy to construct eigenvalues in the essential spectrum for the Neumann-Poincaré operator is to obtain a spectral-vicinity result of the form

$$(4.68) \quad \text{dist}(\lambda, \sigma(\mathcal{K}_{\Gamma,e}^*)) < \epsilon,$$

in which λ is an eigenvalue of $\mathcal{K}_{\Gamma_0,e}^*$ and Γ is a type T perturbation of Γ_0 , by applying Lemma 5. The angle of the corner of Γ is chosen so that λ does not lie within the essential spectrum of $\mathcal{K}_{\Gamma,e}^*$ but does lie inside the essential spectrum of $\mathcal{K}_{\Gamma,o}^*$. This will guarantee that $\mathcal{K}_{\Gamma,e}^*$ has an eigenvalue near λ and that this eigenvalue lies in the essential spectrum of $\mathcal{K}_{\Gamma,o}^*$. An analogous procedure applies to eigenvalues of $\mathcal{K}_{\Gamma_0,o}^*$. In fact, Γ can be chosen so that several eigenvalues of $\mathcal{K}_{\Gamma_0}^*$ are perturbed into eigenvalues of \mathcal{K}_Γ^* that lie within the essential spectrum. Our proof is only able to guarantee a finite number of eigenvalues in the essential spectrum for a given perturbation Γ . This is because the perturbation Γ depends on the eigenfunction and on ϵ (smaller ϵ requires a corner of smaller arclength), and no uniform ϵ can be chosen to guarantee infinitely many distinct perturbed eigenvalues of the same sign.

Theorem 8. *Let Γ_0 be a simple closed curve of class $C^{2,\alpha}$ in \mathbb{R}^2 that is symmetric about a line L .*

(a) *Suppose that the adjoint Neumann-Poincaré operator $\mathcal{K}_{\Gamma_0}^*$ has m even eigenfunctions corresponding to eigenvalues λ_j^e and n odd eigenfunctions corresponding to eigenvalues λ_j^o such that*

$$(4.69) \quad \lambda_m^e < \dots < \lambda_1^e < 0 < \lambda_1^o < \dots < \lambda_n^o.$$

There exists a Lipschitz-continuous perturbation Γ of Γ_0 with the following properties: Γ is symmetric about L ; Γ possesses an outward-pointing corner and is otherwise of class $C^{2,\alpha}$; the associated operator \mathcal{K}_Γ^ has m even eigenfunctions corresponding to eigenvalues $\tilde{\lambda}_j^e$ and n odd eigenfunctions corresponding to eigenvalues $\tilde{\lambda}_j^o$ such that*

$$(4.70) \quad \tilde{\lambda}_m^e < \dots < \tilde{\lambda}_1^e < 0 < \tilde{\lambda}_1^o < \dots < \tilde{\lambda}_n^o;$$

these eigenvalues lie within the essential spectrum of \mathcal{K}_Γ^* .

(b) Suppose that the adjoint Neumann-Poincaré operator $\mathcal{K}_{\Gamma_0}^*$ has m odd eigenfunctions corresponding to eigenvalues λ_j^o and n even eigenfunctions corresponding to eigenvalues $\lambda_j^e < 1/2$ such that

$$(4.71) \quad \lambda_m^o < \dots < \lambda_1^o < 0 < \lambda_1^e < \dots < \lambda_n^e.$$

There exists a Lipschitz-continuous perturbation Γ of Γ_0 with the following properties: Γ is symmetric about L ; Γ possesses an inward-pointing corner and is otherwise of class $C^{2,\alpha}$; the associated operator \mathcal{K}_Γ^* has m odd eigenfunctions corresponding to eigenvalues $\tilde{\lambda}_j^o$ and n even eigenfunctions corresponding to eigenvalues $\tilde{\lambda}_j^e$ such that

$$(4.72) \quad \tilde{\lambda}_m^o < \dots < \tilde{\lambda}_1^o < 0 < \tilde{\lambda}_1^e < \dots < \tilde{\lambda}_n^e;$$

these eigenvalues lie within the essential spectrum of \mathcal{K}_Γ^* .

Proof. For part (a), observe that $-\lambda_m^e$ and λ_n^o are less than $1/2$ because $\sigma(\mathcal{K}_\Gamma^*)$ is contained in the interval $(-1/2, 1/2)$ except for the eigenvalue $1/2$. The eigenfunction for $1/2$ is even because it corresponds to the single-layer potential that is constant on Γ . Choose a real number b such that $-b < \lambda_m^e < \lambda_n^o < b < 1/2$, and let θ be the number such that $b = \theta/\pi - 1/2$, so that $\pi/2 < \theta < \pi$. Let $\epsilon > 0$ be given such that

$$(4.73) \quad \epsilon < \min \left\{ \frac{1}{2} |\lambda_i^e - \lambda_{i+1}^e|, \frac{1}{2} |\lambda_j^o - \lambda_{j+1}^o|, |\lambda_1^e|, |\lambda_1^o|, b - \lambda_n^o, b + \lambda_m^e \right\},$$

$$i = 1, \dots, m-1, \quad j = 1, \dots, n-1.$$

Let (U, Δ_0, M) be a triple for Γ_0 guaranteed by Lemma 6 for the given value of θ . For this triple (U, Δ_0, M) and ϵ , let $r(\lambda)$ and $\rho(\lambda)$ be the numbers stipulated in Lemma 5 for $\lambda \in \{\lambda_1^e, \dots, \lambda_m^e, \lambda_1^o, \dots, \lambda_n^o\}$, and let r be the minimum of $r(\lambda)$ and ρ be the minimum of $\rho(\lambda)$ over all these eigenvalues. Lemma 6 provides a perturbation Γ of type T such that (i) Γ satisfies the Lipschitz Condition 3 subject to the triple (U, Δ_0, M) , (ii) its corner has exterior angle 2θ , (iii) the conditions (2.22) and (2.23) of Lemma 5 are satisfied, (iv) Γ is symmetric about L . For this Lipschitz curve Γ , Lemma 5 guarantees that

$$(4.74) \quad \|(\mathcal{K}_\Gamma^* - \lambda)^{-1}\|_{\mathcal{S}_\Gamma} > \epsilon^{-1} \quad \forall \lambda \in \{\lambda_1^e, \dots, \lambda_m^e, \lambda_1^o, \dots, \lambda_n^o\},$$

in which \mathcal{K}_Γ^* is considered as an operator in $H_0^{-1/2}(\Gamma)$. As \mathcal{K}_Γ^* is self-adjoint in $H_0^{-1/2}(\Gamma)$ with respect to the S_Γ inner product, one obtains

$$(4.75) \quad \text{dist}(\lambda, \sigma(\mathcal{K}_\Gamma^*)) < \epsilon \quad \forall \lambda \in \{\lambda_1^e, \dots, \lambda_m^e, \lambda_1^o, \dots, \lambda_n^o\}.$$

Because of part (2) of Lemma 5, this inequality holds for the spectrum of the even and odd components of \mathcal{K}_Γ^* ,

$$(4.76) \quad \text{dist}(\lambda_j^e, \sigma(\mathcal{K}_{\Gamma,e}^*)) < \epsilon \quad \text{for } j = 1, \dots, m,$$

$$(4.77) \quad \text{dist}(\lambda_j^o, \sigma(\mathcal{K}_{\Gamma,o}^*)) < \epsilon \quad \text{for } j = 1, \dots, n.$$

By Proposition 7 and the discussion preceding it, the essential spectra of these operators are

$$(4.78) \quad \sigma_{\text{ess}}(\mathcal{K}_{\Gamma,e}^*) = [0, b],$$

$$(4.79) \quad \sigma_{\text{ess}}(\mathcal{K}_{\Gamma,o}^*) = [-b, 0],$$

with $b = \frac{\theta}{\pi} - \frac{1}{2}$. Because of (4.76,4.78), the choice of ϵ , and the self-adjointness of $\mathcal{K}_{\Gamma,e}^*$, there exist eigenvalues $\tilde{\lambda}_j^e$ for $j = 1, \dots, m$ that satisfy (4.70). Similarly, because of (4.77,4.79), there exist eigenvalues $\tilde{\lambda}_j^o$ for $j = 1, \dots, n$ that satisfy (4.70). Because of the choices of b and ϵ , one has

$$(4.80) \quad \tilde{\lambda}_j^e \in \sigma_{\text{ess}}(\mathcal{K}_{\Gamma,o}^*),$$

$$(4.81) \quad \tilde{\lambda}_j^o \in \sigma_{\text{ess}}(\mathcal{K}_{\Gamma,e}^*).$$

Since $\pi/2 < \theta < \pi$, the corner is outward-pointing.

Part (b) is proven analogously. In this case, $b = -\theta/\pi + 1/2$, so that $0 < \theta < \pi/2$, and the corner is therefore inward-pointing. □

For any reflectionally symmetric curve of class $C^{2,\alpha}$ except for a circle, Theorem 8 allows one to create lots of eigenvalues in the essential spectrum by appropriate Lipschitz perturbations.

Corollary 9. *Let Γ_0 be a simple closed curve of class $C^{2,\alpha}$ in \mathbb{R}^2 that is symmetric about a line L but that is not a circle. For any positive integer n , there exists a perturbation Γ of type T , also symmetric about L , such that \mathcal{K}_Γ^* admits n negative and n positive eigenvalues that lie within the essential spectrum of \mathcal{K}_Γ^* .*

Proof. We begin with two facts. (1) Except for when Γ_0 is a circle, the operator $\mathcal{K}_{\Gamma_0}^*$ is always of infinite rank [18, §7.3–7.4]. (2) For each nonzero eigenvalue λ of $\mathcal{K}_{\Gamma_0}^*$ corresponding to an even (odd) eigenfunction, $-\lambda$ is an eigenvalue of $\mathcal{K}_{\Gamma_0}^*$ corresponding to an odd (even) eigenfunction. The symmetry of the point spectrum is proved in [8, Theorem 2.1]; and the statement about the parities of the eigenfunctions can be obtained from augmenting the proof of that theorem, using the assumption that the eigenfunction corresponding to λ is even (odd).

Assume that Γ_0 is not a circle. Facts (1) and (2) together imply that both $\mathcal{K}_{\Gamma_0,o}^*$ and $\mathcal{K}_{\Gamma_0,e}^*$ are of infinite rank. This means that $\mathcal{K}_{\Gamma_0,o}^*$ has infinitely many negative eigenvalues or infinitely many positive eigenvalues. Suppose the former case holds. Then by (2), $\mathcal{K}_{\Gamma_0,e}^*$ has infinitely many positive eigenvalues. Thus, for any integer n , the hypotheses of part (b) of Theorem 8 are satisfied. In the other case, the hypotheses of part (a) are satisfied. In either case, the conclusion of the corollary follows from the theorem. \square

Example: A perturbed ellipse. Consider the Neumann-Poincaré operator for an ellipse, whose eigenvalues and eigenfunctions are known explicitly [3, §3]. They take simple forms in the elliptic coordinates (ϱ, ω) , which are related to the Cartesian coordinates $x = (x_1, x_2)$ by

$$(4.82) \quad x_1 = R \cos \omega \cosh \varrho, \quad x_2 = R \sin \omega \sinh \varrho, \quad \varrho > 0, \quad 0 \leq \omega \leq 2\pi.$$

The set $E = \{(\varrho, \omega) : \varrho = \varrho_0\}$ is an ellipse with foci $(\pm R, 0)$. The non-one-half eigenvalues of the operator \mathcal{K}_E^* are α_n and $-\alpha_n$ and the corresponding eigenfunctions are

$$(4.83) \quad \phi_n^+ := \Xi(\varrho_0, \omega)^{-1} \cos n\omega, \quad \phi_n^- := \Xi(\varrho_0, \omega)^{-1} \sin n\omega \quad (n \geq 1),$$

in which

$$(4.84) \quad \alpha_n = \frac{1}{2e^{2n\varrho_0}}, \quad \Xi(\varrho_0, \omega) = R\sqrt{\sinh^2 \varrho_0 + \sin^2 \omega} \quad (n \geq 1).$$

We make two observations. First, ϕ_n^\pm are in $L^2(E)$, as guaranteed by Lemma 1. Second, ϕ_n^+ are even about the major axis of the ellipse, ϕ_n^- are odd about the major axis, ϕ_{2k+1}^+ and ϕ_{2k}^- are odd about the minor axis, and ϕ_{2k}^+ and ϕ_{2k+1}^- are even about the minor axis. That is to say, all eigenfunctions corresponding to positive (negative) eigenvalues are even (odd) with respect to the major axis, and they alternate between odd and even with respect to the minor axis.

Let L be the major axis of an ellipse $\Gamma_0 = E$. The hypotheses of part (b) of Theorem 8 are satisfied for any integers m and n , and therefore one can perturb Γ_0 to a domain Γ by attaching an inward-pointing corner with its tip on L (according to Definition 2) that is small enough so that \mathcal{K}_Γ^* has eigenvalues within the essential spectrum as described in the conclusion of part (b). Now let L be the minor axis of an ellipse $\Gamma_0 = E$. Either of the hypotheses of parts (a) and (b) of the theorem can be satisfied for any m and n , and thereby eigenvalues within the essential spectrum can be created for \mathcal{K}_Γ^* according to the theorem.

5. Discussion. We conclude with some questions and observations.

1. Can \mathcal{K}_Γ^* have infinitely many embedded eigenvalues, and might this actually occur typically? Our proof guarantees only a finite number of eigenvalues within the essential spectrum for a given Lipschitz type T perturbation Γ of Γ_0 because it establishes merely that the perturbation of an eigenvalue tends to zero as the size of the attached corner tends to zero. One requires tighter control over the variation of the eigenvalues in order to guarantee that an infinite sequence of eigenvalues tending to zero is retained, with the same sign, when passing from Γ_0 to Γ .

A desirable result would be to prove that, for a symmetric curve Γ with an outward-pointing corner, the positive part of $\mathcal{K}_{\Gamma,o}^*$ is compact and has infinite rank. This may not be unreasonable, seeing that $\mathcal{K}_{\Gamma,o}^*$ has non-positive essential spectrum. Such a result would guarantee an infinite sequence of positive eigenvalues of $\mathcal{K}_{\Gamma,o}^*$ which would overlap with the essential spectrum of $\mathcal{K}_{\Gamma,e}^*$.

2. What happens when the essential spectrum of $\mathcal{K}_{\Gamma,e}^*$ overlaps eigenvalues of $\mathcal{K}_{\Gamma_0,e}^*$? We expect that such eigenvalues of $\mathcal{K}_{\Gamma_0,e}^*$ would not be perturbed to eigenvalues of $\mathcal{K}_{\Gamma,e}^*$ but rather would do the generic thing and become resonances, which are poles of the analytic continuation of the resolvent of $\mathcal{K}_{\Gamma,e}^*$ onto another Riemann sheet. This type of resonance is demonstrated numerically in [8, Figure 6], where one observes resonances around the spectral values ± 0.08 ; this example is discussed in more detail in point 5 below.

3. Can one construct embedded eigenvalues of the Neumann-Poincaré operator in the absence of reflectional symmetry?

4. The technique of perturbing a reflectionally symmetric $C^{2,\alpha}$ curve

by attaching corners to create embedded eigenvalues is not extensible to a curve that admits a different group of symmetries, at least not in a straightforward manner. Consider a curve Γ with a finite cyclic rotational symmetry group C_r of order r . The Neumann-Poincaré operator is decomposed on the r orthogonal eigenspaces of the action of C_r on $H^{-1/2}(\Gamma)$, that is, the Hilbert-space decomposition

$$(5.85) \quad H^{-1/2}(\Gamma) = H^{-1/2,0}(\Gamma) \oplus \dots \oplus H^{-1/2,r-1}(\Gamma)$$

into eigenspaces of C_r induces a decomposition

$$(5.86) \quad \mathcal{K}_\Gamma^* = \mathcal{K}_{\Gamma,0}^* \oplus \dots \oplus \mathcal{K}_{\Gamma,r-1}^*.$$

If Γ has exactly r small corners that are cyclically permuted under C_r , the essential spectrum of each of these component operators is a symmetric interval $[-b, b]$. This is in contrast to the case of reflectal symmetry, as was seen earlier, where $\sigma_{\text{ess}}(\mathcal{K}_{\Gamma,o}^*) = [-b, 0]$ and $\sigma_{\text{ess}}(\mathcal{K}_{\Gamma,e}^*) = [0, b]$ (for an outward-pointing corner); and in contrast to the rotationally invariant surface with a conical point in \mathbb{R}^3 investigated by Helsing and Perfekt [9, Theorem 3.8, Figure 5], in which different Fourier components of the Neumann-Poincaré operator have different essential spectrum.

5. What if a corner is attached to a smooth curve without smoothing out the points of attachment? The additional corners at the attachment points will contribute to the essential spectrum of the Neumann-Poincaré operator of the perturbed domain. A nice example of this is provided by a numerical computation of Helsing, Kang and Lim in [8, Figure 6]. There, the $C^{2,\alpha}$ curve is an ellipse Γ_0 , to which an outward corner is attached symmetrically with respect to the minor axis L of symmetry of the ellipse to create a perturbed Lipschitz curve Γ , illustrated in Figure 3. Two additional inward corners not lying on L are created by this attachment, and these two corners are positioned symmetrically about L . The computation in [8] demonstrates exactly one positive embedded eigenvalue with odd eigenfunction and exactly one negative embedded eigenvalue with even eigenfunction. In fact, this is expected based on the eigenvalues of $\mathcal{K}_{\Gamma_0}^*$ and the essential spectrum of \mathcal{K}_Γ^* .

Specifically, we will show that (i) the essential spectrum of the even

and odd components of \mathcal{K}_Γ^* , created by the three corners, are

$$(5.87) \quad \begin{aligned} \sigma_{\text{ess}}(\mathcal{K}_{\Gamma,o}^*) &= \left[-\frac{1}{4}, \frac{1}{8} - \eta\right], \\ \sigma_{\text{ess}}(\mathcal{K}_{\Gamma,e}^*) &= \left[-\frac{1}{8} + \eta, \frac{1}{4}\right], \end{aligned}$$

in which η is a tiny number with $0 < \eta < 1/8$, (ii) the largest four eigenvalues (see 4.84) of $\mathcal{K}_{\Gamma_0}^*$ are equal to $\pm\alpha_1 = \pm 1/5$ and $\pm\alpha_2 = \pm 2/25$, and (iii) the eigenfunction for eigenvalue $1/5$ is odd, and that for $-1/5$ is even. Theorem 8 and the supporting lemmas can be modified to handle this example, in which the perturbed part of the curve has more than one corner. By making the corner attachment small enough so that $\mathcal{K}_{\Gamma,o}^*$ has a (nonembedded) eigenvalue sufficiently near $1/5$ and $\mathcal{K}_{\Gamma,e}^*$ has a (nonembedded) eigenvalue sufficiently near $-1/5$, these eigenvalues of \mathcal{K}_Γ^* are contained within the essential spectrum of \mathcal{K}_Γ^* in view of (5.87). And the corner attachment can be made small enough such that $\alpha_2 = 2/25 < 1/8 - \eta$, so that the next eigenvalues in the sequence lie within the essential spectra of both $\sigma_{\text{ess}}(\mathcal{K}_{\Gamma,o}^*)$ and $\sigma_{\text{ess}}(\mathcal{K}_{\Gamma,e}^*)$ and thus are not expected to be perturbed to eigenvalues of \mathcal{K}_Γ^* .

Items (ii) and (iii) are results of the discussion on ellipses at the end of Section 4, using $\varrho_0 = \tanh^{-1}(3/7)$. Item (i) can be proved as follows. Modify the proof of Proposition 7 by letting the cutoff function ρ_1 be localized about the one outward corner lying on L and letting $\rho_2 = \rho_2^+ + \rho_2^-$ be a sum of two cutoff functions, one localized about each of the two inward corners not lying on L . As before, one has

$$(5.88) \quad \mathcal{K}_{\Gamma,e} = \sum_{0 \leq i,j \leq n} M_{\rho_i} \mathcal{K}_{\Gamma,e} M_{\rho_j},$$

with $\rho_0 + \rho_1 + \rho_2 = 1$, and the essential spectrum is

$$(5.89) \quad \sigma_{\text{ess}}(\mathcal{K}_{\Gamma,e}) = \sigma_{\text{ea}}(M_{\rho_1} \mathcal{K}_{\Gamma,e} M_{\rho_1}) \cup \sigma_{\text{ea}}(M_{\rho_2} \mathcal{K}_{\Gamma,e} M_{\rho_2}).$$

The half exterior angle of the outward corner is $\theta_1 = 3\pi/4$, and thus $\sigma_{\text{ea}}(M_{\rho_1} \mathcal{K}_{\Gamma,e} M_{\rho_1})$ is equal to the positive interval $[0, 1/4]$ since this operator acts on functions that are even with respect to L . The operator $M_{\rho_2} \mathcal{K}_{\Gamma,e} M_{\rho_2}$ also acts on functions that are even with respect to L , but since the inward corners do not lie on L , the symmetry of a function about L does not restrict the function near either of the inward corners. Thus the contribution to the essential spectrum coming from the inward corners is the full interval $[-b, b]$, with $b = 1/8 - \eta > 0$ since the half

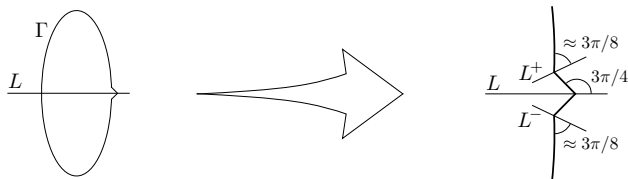


FIGURE 3. This is the Lipschitz perturbation Γ of an ellipse treated numerically in [8, Figure 6]. An outward-pointing corner replaces a small section of the ellipse centered around its minor axis L . The points at which the corner attaches to the ellipse introduce two inward-pointing corners. The lines L^- and L^+ bisect these two corners.

exterior angle is a little bigger than $3\pi/8$; that is to say,

$$(5.90) \quad \sigma_{\text{ea}}(M_{\rho_2} \mathcal{K}_{\Gamma, e} M_{\rho_2}) = \sigma_{\text{ea}}(M_{\rho_2^+} \mathcal{K}_{\Gamma} M_{\rho_2^+}) = \left[-\frac{1}{8} + \eta, \frac{1}{8} - \eta\right].$$

Likewise, $\sigma_{\text{ea}}(M_{\rho_2} \mathcal{K}_{\Gamma, o} M_{\rho_2}) = \left[-\frac{1}{8} + \eta, \frac{1}{8} - \eta\right]$.

To make rigorous the assumption above that the eigenvalues $\pm\alpha_1$ of $\mathcal{K}_{\Gamma_0}^*$ are perturbed into eigenvalues of \mathcal{K}_{Γ}^* , notice that Lemma 5 does not rely on the smoothness of the attachment of the replacement curve D to Γ_0 , so the resolvent bound established by that Lemma holds for this example. In view of the essential spectra (5.87) of the even and odd components, one can establish the existence of the perturbed eigenvalues in a manner following the proof of Theorem 8.

Acknowledgement. This material is based upon work supported by the National Science Foundation under Grant No. DMS-1814902.

REFERENCES

1. Eric Bonnetier and Hai Zhang, *Characterization of the essential spectrum of the Neumann-Poincaré operator in 2D domains with corner via Weyl sequences*, Rev. Mat. Iberoam. **35** (2019), 925–948.
2. Torsten Carleman, *Neumann-Poincaresche Problem für ein Gebiet mit Ecken*, PhD thesis, Uppsala (1916).
3. Daewon Chung, Hyeonbae Kang, Kyoungsun Kim, and Hyundae Lee, *Cloaking due to anomalous localized resonance in plasmonic structures of confocal ellipses*, SIAM J. Appl. Math. **74** (2014), no. 5, 1691–1707.
4. David Colton and Rainer Kress, *Integral equation methods in scattering theory*, Wiley, New York, (1983).

5. David Colton and Rainer Kress, *Inverse acoustic and electromagnetic scattering theory*, second ed.; Applied Math. Sci. **93**, Springer (1998).
6. Martin Costabel and Ernst Stephan, *A direct boundary integral equation method for transmission problems*, J. Math. Anal. Appl. **106** (1985), no. 2, 367–413.
7. Gerald B. Folland, *Introduction to partial differential equations*. Princeton University Press, second ed. (1995).
8. Johan Helsing, Hyeonbae Kang, and Mikyoung Lim, *Classification of spectra of the Neumann-Poincaré operator on planar domains with corners by resonance*, Ann. Inst. H. Poincaré Anal. Non Linéaire **34** (2017), no. 4, 991–1011.
9. Johan Helsing and Karl-Mikael Perfekt, *The spectra of harmonic layer potential operators on domains with rotationally symmetric conical points*, J. Math. Pures Appl. **118** (2018), 235–287.
10. Hyeonbae Kang, Mikyoung Lim, and Sanghyeon Yu, *Spectral resolution of the Neumann-Poincaré operator on intersecting disks and analysis of plasmon resonance*, Arch. Ration. Mech. Anal. **226** (2017), no. 1, 83–115.
11. Oliver D. Kellogg, *Foundations of potential theory*. Springer, Berlin (1929).
12. Dmitry Khavinson, Mihai Putinar, and Harold S. Shapiro, *Poincaré’s variational problem in potential theory*, Arch. Ration. Mech. Anal. **185** (2007), no. 1, 143–184.
13. M. G. Krein, *Compact linear operators on functional spaces with two norms*, Sbornik Praz. Inst. Mat. Akad. Nauk Ukrainsk SSR **9** (1947), 104–129. In Ukrainian; translated in Integral Equations Operator Theory **30** (1998), no. 2, 140–162.
14. Irina Mitrea, *On the spectra of elastostatic and hydrostatic layer potentials on curvilinear polygons*, J. Fourier Anal. Appl. **8** (2002), no. 5, 443–487.
15. Karl-Mikael Perfekt and Mihai Putinar, *Spectral bounds for the Neumann-Poincaré operator on planar domains with corners*, J. Anal. Math. **124** (2014), no. 1, 39–57.
16. Karl-Mikael Perfekt and Mihai Putinar, *The essential spectrum of the Neumann-Poincaré operator on a domain with corners*, Arch. Ration. Mech. Anal. **223** (2017), no. 2, 1019–1033.
17. Mihai Putinar, Personal communication (April–May 2017).
18. Harold S. Shapiro, *The Schwarz function and its generalization to higher dimensions*, Univ. Arkansas Lecture Notes Math. Sci. **9**, Wiley, New York (1992).
19. Seyed Zoalroshd, *On spectral properties of single layer potentials*. PhD thesis, University of South Florida (2016).

Email address: liwei@lsu.edu

LOUISIANA STATE UNIVERSITY, BATON ROUGE, LA 70806, USA

Email address: shipman@lsu.edu

LOUISIANA STATE UNIVERSITY, BATON ROUGE, LA 70806, USA